



**NATIONAL REFRIGERATION AND
AIR CONDITIONING CANADA CORP.**
159 ROY BLVD, PO BOX 2020
BRANTFORD, ON
CANADA N3T 5Y6

KLP214MA-S1B

**LOW PROFILE
EVAPORATOR**

PURCHASER :

SUBMITTED BY : **javier martinez**

PROJECT :

DATE : **06 Jun 2014**

ORDER # : **03443.42964.02282-000**

ITEM # : **1**

QUOTE # :

ID # :

PURCHASER'S PO # :

TAGGING :

MODEL FEATURES

- 3/8" Tubing coil construction (reduces refrigerant operating charge)
- Factory installed solenoid valve wire harness
- Heavy gauge textured aluminum cabinet construction resists scratches/corrosion
- High efficiency PSC fan motor with internal overload protection
- Spacious piping end compartment allows for easy assembly
- Hinged drain pan with central universal drain connection (3/4" drain)
- Front access to spacious electrical and header compartments
- Schrader connection on suction header
- Attractive and durable high density polyethylene fan guards
- High efficiency enhanced copper tube and aluminium fin coil design
- 6 FPI

MODEL OPTIONS (* = Shipped Loose)

PRE-ASSEMBLED EVAP

- 1 Sporlan TXV, LLSV,T-stat
- Emerson TXV, LLSV,T-stat
- Danfoss TXV, LLSV, T-stat
- EEV Kit - Sporlan EEV + Kelvin II
- EEV Kit - Emerson EEV + EX48
- KE2 Demand Defrost w/Sporlan TXV
- KE2 Demand Defrost w/Sporlan EEV
- *KE2 Demand Defrost w/Sporlan TXV
- *KE2 Demand Defrost w/Sporlan EEV
- KE2 Demand Defrost w/KE2 EEV
- *KE2 Demand Defrost w/KE2 EEV

ADJUSTABLE T-STATS

- *Johnson A19ABC
- *Johnson A419ABC-1C
- *Danfoss

Aux Sideport Connector

- CABINET FINISH**
- Painted White
- Painted Black
- Stainless Steel

CPC I/O BOARD SENSORS

- Coil Temp Sensor
- Return Air Temp Sensor
- Suction Pressure Transducer

DEMAND DEFROST ELECTRONIC CONTROLLER

- KE2 Therm - Demand Defrost
- *KE2 Therm - Demand Defrost

Dual Circuit

EXPANSION VALVE

- 1 Sporlan TXV
- Emerson TXV
- Sporlan EEV
- Emerson EEV
- Danfoss TXV

EEV SENSOR/TRANSDUCER BRAND

- CPC/Emerson
- Other - Specify in Notes

ELECTRONIC SH CONTROLLER FOR EEV

- *Sporlan Kelvin II EEV Controller
- *Emerson EEV Controller
- *Other EEV Controller- Specify MFR Model in Notes

**Evaporator Disconnect Switch
EVAPORATOR PRISON PACKAGE**

- Tamper Proof Screws

Export Crating

COIL COATING

- ElectroFin Coating
- Hersite Coating

FIN AND MATERIAL




- Gold Coat Fins
- Copper Fins
- Insulated Drain Pan**
- KE2 THERM**
- *SmartGate Router #20695
- *8 Port Switch #20166
- *CAT5e Shielded Cable - 50ft w/connectors
- *Contactor Kit - 50A #20217
- *Liquid / Suction Heat Exchanger
- LIQUID LINE SOLENOID VALVE**
- Danfoss
- 1 Sporlan
- Emerson
- Dual Voltage Coil 120-230V Field Wired**
- Nitrogen Charged and Sealed**
- 1 **Room Thermostat**
- *Room Thermostat
- Wire Fan Guards**

VOLTAGE	SYSTEM REFRIGERANT	AIR FLOW	EVAP. TEMP	BOX TEMP	CAPACITY
115/1/60	R404A	1800 CFM			

FANS			HEATERS				CIRCUIT TOTAL			
QTY	POWER	FLA/FAN	TYPE	QTY	AMPS	AMPS	WATTS	MCA†	MOP‡	
2	0.05HP	1				2	200	2.3	15	
						2	200	2.3	15	

DISTRIBUTOR	1/2 in	SOUND	-	REC CAPACITY		APPROVALS
SUCTION	7/8 in	WEIGHT	78 lb	REF CHARGE	2 lb	

NOTES:
† MCA.. Minimum Circuit Ampacity, ‡ MOP.. Maximum Overcurrent Protection

APPROVED BY : _____ **DATE :** _____

Approval of this drawing signifies that the equipment is acceptable under the provision of the job specifications. Any change made hereon by any person whomsoever subject to acceptance by NATIONAL REFRIGERATION at its home office.



NATIONAL REFRIGERATION AND AIR CONDITIONING CANADA CORP.

159 ROY BLVD, PO BOX 2020
BRANTFORD, ON
CANADA N3T 5Y6

Order Item No: 1
KLP214MA-S1B
LOW PROFILE
EVAPORATOR

NATIONAL REFRIGERATION will furnish equipment in accordance with this drawing and specifications, and subject to its published warranty. Approval of this drawing signifies that the equipment is acceptable under the provision of the job specifications. Any change made hereon by any person whomsoever subject to acceptance by NATIONAL REFRIGERATION at its home office.

DATE : **06 Jun 2014**
PURCHASER :
PROJECT :
SUBMITTED BY : **javier martinez**

Dimensions shown are for standard unit less options.

DIMENSIONS	
DIMENSION A	46 1/4 in
DIMENSION B	33 1/4 in
DIMENSION C	
DIMENSION D	
DIMENSION E	
DIMENSION F	
DIMENSION G	0 in
DIMENSION H	

CONNECTIONS	
DISTRIBUTOR	1/2 in
SUCTION	7/8 in
DRAIN	3/4 in
WATER	
DISCHARGE	
PAN LOOP	
HOT GAS SIDE PORT	
HOT GAS INLET	
HOT GAS OUTLET	
OTHER	
SHIPPING WEIGHT	78 lb
REFRIGERANT CHARGE	2 lb
RECEIVER CAPACITY	

APPROVALS			

NOTES:

